





Test Write Job Submission

Use this example to ensure the correct permissions are set on the network storage (this will ensure that other jobtypes will be successful in writing the output to the required locations). If the Write Job fails, see the [Troubleshooting](#) section down the page.

1. Select Submit > Tests > Qube Test (file Write) Job...

Qube 6.2.0 [Supervisor: 192.168.1.117 (50 licenses)]

File View Submit Administration Help

 Failed
  Killed
  Complete
  User

Name	Priority	Proce
Qube Test (set) Job	9999	0/1
Qube Test (file writ...	9999	0/1
Qube Test (file writ...	9999	0/1
Qube Test (file writ...	9999	0/3
Qube Test (file writ...	9999	0/3
Qube Test (file writ...	9999	0/1
Qube Test (ls) Job	9999	0/1
Qube Test (file writ...	9999	0/1
Qube Test (file writ...	9999	0/1
Qube Test (file writ...	9999	0/1
Qube Test (file writ...	9999	0/58
Qube Test (file writ...	9999	0/58

- Cmdline Job...
- Cmdrange Job...
- 3dsmax Job...
- 3dsMax BatchRender Job...
- Blender Job...
- Cinema4d (OSX) Job...
- Cinema4d (Win) Job...
- Holomatix Rendition Job...
- Houdini ▶
- Lightwave (ScreamerNet) Job...
- Maya Job...
- Maya BatchRender ▶
- Maya MEL ▶
- Rhino Job... K
- Vue RenderBull Job... K
- Xsi Job...
- XSI BatchRender Job...
- 3Delight Job...
- Aqsis Job...
- Maxwell Render Job...
- MayaMan (batch) Job...
- Mentalray Job...
- MiGen Job...
- Mtor Job...
- Renderman Job...
- Aftereffects (aerender) Job...
- Combustion Job...
- Fusion (ConsoleSlave) Job...
- Nuke (cmdline) Job...
- Qube (imagesToMovie) Job...
- RED (REDline) Job...
- RV (rvio) Job...
- SequencePublisher Job...
- Shake Job...
- Tests ▶
 - Qube Test (dir) Job...
 - Qube Test (file write) Job...
 - Qube Test (ls) Job...
- RealFlow Job...
- Job from file

Id	Host	Status	Started

- Browse to a network location that the farm has mounted and create a file called "test.txt"

Submit Qube Test (file write)

Qube Job Basics

Name: Qube Test (file write) Job

Priority: 9999

Subjob Processes: 1

Parameters

file: ***CHANGE ME TO NETWORK LOCATION*** **2** Browse

Qube SimpleCmd and Shell Parameters

Cmd Template: echo "THIS FILE IS WRITABLE." > "%(file)s"

Shell (Linux/OSX):

Qube Worker Selection

Hosts: ***SELECT HOSTS*** **3** Browse

Groups: Browse

Omit Hosts: Browse

Omit Groups: Browse

Priority Cluster: Browse

Host Order: Browse

Requirements: Browse

Reservations: Browse

Restrictions: Browse

Presets Set Presets Clear Expert Cancel Submit **4**

- Select the hosts in which Qube! Worker is installed
- Click Submit
- This should create a job in the "Job Layout Pane" see section 9 for further details

Troubleshooting

Should you find that your job has failed there are a few things you can check to troubleshoot the issue.

- Check that your storage has open permissions for the "qubeproxy" account
- Check that the permissions are set to "chmod 777" for testing purposes

- Run the command (OS X & Linux)"touch \$network location\$/test.txt"
- (Windows) Browse to the network location and right click > New > Notepad Document
- Hints on failures can also be found in the4 "Stderr" tab.